



# HOW TO ORDER FLIGHTING



**PITCH** is the distance from one flight to the next measured parallel to the shaft

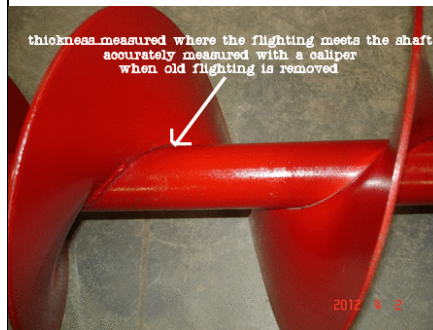


**O.D. (Outside Diameter)** should be 3/4" to 1" less than the tube it is going into



**I.D. (Inside diameter)** is the hole in the middle of the flighting into which the center shaft inserts. When replacing flighting on an existing auger the most accurate way to

measure this is to put a caliper on the old shaft. Measuring tapes are NOT accurate enough to achieve a snug fit.



**THICKNESS** of the flighting is measured where the flighting meets the shaft. That is the thickest part of the flighting. Most sizes we stock are in both standard and heavy duty.

## ROTATION

if screwing it into the wall like a wood screw which direction would you turn?



## LENGTH

is the overall length to the nearest foot. All of our flighting is sold in 5 foot lengths for ease in shipping.

ROSETOWN FLIGHTING SUPPLY  
Toll Free 1-866-882-2243  
[www.flightingsupply.com](http://www.flightingsupply.com)